



03 de abril de 2023

Dr. Eduardo Gerardo Rosas González
Director de Fortalecimiento Institucional
DGESUI/SES
Presente.-

Asunto: Entrega del 1er trimestre PRODEP

Por este medio se envían Reportes de Gastos y Estados de Cuenta del Fideicomiso en el marco de PRODEP, antes del ejercicio 2014 PROMEP, según convenio firmado con esa Secretaría el 28 de noviembre de 1996.

A continuación se relaciona la documentación a entregar:

Informe financiero acumulado desde 1996 a marzo de 2023, por \$132,195,244.83

- Informe financiero parcial del trimestre de enero a marzo de 2023, por un monto de \$92,812.32.
- Cédula de Comprobación de Gastos del mes de enero a marzo de 2023.
- Reporte del fideicomiso y copia de los estados de cuenta del Fideicomiso en donde se encuentran depositados los recursos PRODEP, de los meses de enero y febrero de 2023.

Sin otro particular, le reitero mi atenta y distinguida consideración.

Atentamente,

Dr. Jesús Héctor Hernández López
Rector

Mtra. María del Rocío Chávez Mayo, Subdirectora de Fomento Institucional – Para su conocimiento.
Dr. Jaime Garatuzza Payán, Vicerrector Académico y RIP ante PRODEP, ITSON – Para su conocimiento.



INSTITUTO TECNOLÓGICO DE SONORA

PROGRAMA PARA EL DESARROLLO PROFESIONAL DOCENTE

Informe Financiero Acumulado
Con corte al: 31 de Marzo de 2023

Table with 21 columns: RUBROS, Reconocimiento a la calidad del trabajo, Becas de fomento a la permanencia, Fomento a la generación y aplicación del conocimiento, Apoyo mensual complementario, Servicios, Materiales, Bienes muebles, Acervo Bibliográfico, Manutención, Cuota Compensatoria, Inscripción, Colegiatura, Seguro medico, Instalación, Transporte y viáticos, Material didáctico, Graduación o titulación, Servicios Educativos, Cuota de Graduación, Estancias Cortas, TOTAL.

Handwritten signature or initials in blue ink.



INSTITUTO TECNOLÓGICO DE SONORA
PROGRAMA PARA EL DESARROLLO PROFESIONAL DOCENTE
Informe Financiero Acumulado
Con corte al: 31 de Marzo de 2023

RUBROS	Reconocimiento a la calidad del trabajo	Becas de fomento a la permanencia	Fomento a la generación y aplicación del conocimiento	Apoyo mensual complementario	Servicios	Materiales	Bienes muebles	Acervo Bibliográfico	Manutención	Cuota Compensatoria	Inscripción	Colegiatura	Seguro medico	Instalación	Transporte y viáticos	Material didáctico	Graduación o titulación	Servicios Educativos	Cuota de Graduación	Estancias Cortas	TOTAL	
103.5/06/439						15,248.29	180,747.98															195,996.27
103.5/06/0582	60,000.00	144,000.00	245,758.15			3,988.30	35,565.41															489,291.86
103.5/06/2030									459,758.00	187,000.00					5,000.00	13,263.82						665,021.82
103.5/06/3244									261,576.00	108,000.00		55,353.00			5,000.00	10,000.00						439,929.00
103.5/07/1665						5,309.06	49,108.01	1,473.90														55,890.97
103.5/07/1845									523,152.00	382,308.00	10,550.86	72,807.04			5,956.74	21,234.36						1,016,009.10
103.5/07/1919						7,039.64	246,282.58	2,264.00														255,586.22
103.5/07/2539	324,000.00	318,000.00	842,251.93			28,673.39	197,515.77	27,376.36														1,737,817.45
103.5/07/3042		168,000.00				1,889.80	84,871.93															254,761.73
103.5/08/3134						14,740.02	250,556.87	1,651.00														266,947.89
103.5/08/3147		66,000.00	59,533.15			1,740.84	38,096.54															165,370.53
103.5/08/3353	60,000.00	72,000.00	56,783.39		1,461.00	5,382.87	27,828.11															223,455.37
103.5/08/3359									515,888.10	1,008,138.90	4,045.92				10,006.52	12,329.68	3,185.44					1,553,594.56
103.5/08/3360									957,551.53	326,527.64	38,305.31		38,195.70		14,802.56	17,585.90	3,868.90					1,396,837.54
103.5/08/4231			20,350.52																			20,350.52
103.5/08/4263		44,000.00																				44,000.00
103.5/08/4526		0.00	0.00																			0.00
103.5/08/5245			153,308.66			1,907.85																155,216.51
103.5/08/5470		30,000.00																				30,000.00
103.5/08/5531		30,000.00	24,000.00																			54,000.00
103.5/08/5532		36,700.00	309,470.93																			346,170.93
103.5/08/5533		0.00	86,065.74																			86,065.74
103.5/08/5651			291,875.08																			291,875.08
103.5/08/5654		30,000.00	448,549.28																			478,549.28
103.5/09/1162					236,611.86	97,865.32	70,581.02															405,058.20
103.5/09/4028	192,000.00	1,628,000.00	1,638,688.53			107,645.05	912,038.54	32,184.61														4,510,556.73
103.5/09/4029	232,000.00	228,000.00	966,518.85			21,380.40	108,032.82	10,915.63														1,566,847.80
103.5/09/4306									1,048,304.00	1,479,600.00	76,285.80	1,272,873.14	4,722.00		19,467.91	37,159.56	34,300.00				3,970,712.41	
103.5/09/3725						20,692.80	289,590.72	13,771.66														324,055.18
103.5/09/5639							5,871.20	2,540.00														8,411.20
103.5/09/7405		48,000.00	72,143.14																			120,143.14
103.5/10/0484		6,000.00	97,870.76																			103,870.76
103.5/10/4668	25,000.00	206,000.00	335,330.62			9,100.89	139,210.37	2,655.00														717,296.88
103.5/10/4669	55,000.00	101,000.00	398,787.69			6,193.42	73,227.92															634,209.03
103.5/10/5316									457,758.00	744,669.00	38,000.00	53,000.00			7,520.01	9,249.65					1,310,196.66	
103.5/10/5055						27,054.55	399,873.79	11,557.78														438,486.12
103.5/10/6868		28,000.00																				28,000.00
103.5/10/6870		28,000.00																				28,000.00
103.5/10/6871		28,000.00																				28,000.00
103.5/10/6872		28,000.00																				28,000.00
103.5/10/6874		28,000.00																				28,000.00
103.5/10/6876		28,000.00																				28,000.00
103.5/10/6877		28,000.00																				28,000.00
103.5/10/6878		28,000.00																				28,000.00
103.5/10/6883		28,000.00																				28,000.00
103.5/10/6886		28,000.00																				28,000.00
103.5/10/6889		28,000.00																				28,000.00
103.5/10/7172		28,000.00																				28,000.00
103.5/10/7782		20,000.00																				20,000.00
103.5/10/7783		20,000.00																				20,000.00
103.5/10/7786		20,000.00																				20,000.00
103.5/10/7787		20,000.00																				20,000.00
103.5/10/7788		20,000.00																				20,000.00
103.5/10/7789		20,000.00																				20,000.00
103.5/10/7790		48,000.00																				48,000.00
103.5/10/7791		48,000.00																				48,000.00
103.5/10/8559		72,000.00	269,554.60																			341,554.60
103.5/10/8561		72,000.00	295,080.85																			367,080.85
103.5/10/8563		72,000.00	236,969.54																			308,969.54
103.5/10/8564		66,000.00	208,790.67																			274,790.67





INSTITUTO TECNOLÓGICO DE SONORA

PROGRAMA PARA EL DESARROLLO PROFESIONAL DOCENTE


Informe Financiero Acumulado
Con corte al: 31 de Marzo de 2023

RUBROS	Reconocimiento a la calidad del trabajo	Becas de fomento a la permanencia	Fomento a la generación y aplicación del conocimiento	Apoyo mensual complementario	Servicios	Materiales	Bienes muebles	Acervo Bibliográfico	Manutención	Cuota Compensatoria	Inscripción	Colegiatura	Seguro medico	Instalación	Transporte y viáticos	Material didáctico	Graduación o titulación	Servicios Educativos	Cuota de Graduación	Estancias Cortas	TOTAL
103.5/10/8575			270,867.80																		270,867.80
103.5/10/8577			309,995.74		0.00																309,995.74
103.5/10/8579			287,666.12																		287,666.12
103.5/10/8581		66,000.00	200,932.03			0.00	0.00														266,932.03
103.5/11/0087			276,415.61																		276,415.61
103.5/11/0801		72,000.00																			72,000.00
103.5/11/0807		20,000.00																			20,000.00
103.5/11/1061					1,086,840.06	262,633.52	291,429.17	35,948.69													1,876,851.44
103.5/11/3802		258,000.00	321,329.17			5,550.27	165,893.43	2,879.00													753,651.87
103.5/11/3803	30,000.00	54,000.00	154,521.75				35,042.44														273,564.19
103.5/11/4007						9,753.99	279,841.13	18,050.65													307,645.77
103.5/11/6698	28,000.00	42,000.00	240,571.49			15,362.99	1,426.80	38,998.84													366,360.12
103.5/11/6856						625,980.73	296,626.12	141,461.89													1,064,068.74
103.5/11/8664						73,656.57	7,447.69	94,940.16													176,044.42
103.5/12/2051						55,222.99	126,491.71	70,414.32													252,129.02
103.5/12/3720	35,000.00	312,000.00	942,738.83			4,634.31	146,446.68	10,747.42													1,451,567.24
103.5/12/4009							1,888.35	227,099.61													228,987.96
103.5/12/4606					351,411.57	231,463.19	176,917.69	67,438.22													827,230.67
103.5/12/5006									838,476.58	547,356.31			59,039.11			9,107.25					1,492,702.55
103.5/12/6942									168,329.00	124,722.38	22,658.20				4,564.75	5,807.02					326,081.35
103.5/12/8121	60,000.00	72,000.00	210,444.61			454.00	39,212.10														382,110.71
103.5/13/6013										1,702,912.47	339,532.31	1,435,051.76			168,351.23	48,367.61					3,894,215.38
103.5/13/6440						62,938.43	1,028,593.51	27,682.80													1,119,214.74
103.5/13/7053	60,000.00	432,000.00	1,173,913.07			11,956.77	207,254.74	3,095.88													1,888,220.46
103.5/13/7058	120,000.00	144,000.00	582,613.74			16,070.01	57,511.17	786.88													920,981.80
103.5/13/7283					232,133.97	60,777.75	321,733.43	70,898.72													685,543.87
103.5/14/5521									261,576.00	294,588.00	29,391.22	23,968.20				9,999.01					619,522.43
103.5/14/5523									1,647,024.24	599,359.26	5,726.31	128,006.07	84,237.13		28,651.00	1,624.38					2,494,628.39
103.5/14/5780									931,811.66	486,250.38	24,862.18	1,433,179.96	62,973.72		3,571.50	11,701.03					2,954,350.43
103.5/14/6986	186,000.00	216,000.00	663,538.40			11,028.62	89,131.59														1,165,698.61
103.5/14/7116	60,000.00	120,000.00	316,858.09			3,211.82	55,340.69	926.30													556,336.90
103.5/14/7246						34,346.07	192,861.53														227,207.60
103.5/14/7533																				212,000.00	212,000.00
103.5/14/10301	84,000.00	72,000.00	259,247.22				28,402.24	9,983.46													453,632.92
103.5/14/10969		72,000.00	327,847.74				39,999.67														439,847.41
103.5/14/11337					606,337.87	298,315.30	323,157.07	13,606.83													1,241,417.07
103.5/14/11576									647,808.08	219,218.24	13,054.20	176,696.27	13,314.25			1,391.62					1,071,482.66
103.5/15/6319									2,078,076.00	3,354,498.00	297,250.00	620,236.00			37,667.72	56,329.09	110,250.00				6,554,306.81
103.5/15/6602									261,576.00	383,560.00	10,000.00	68,000.00			3,578.00	9,617.59					736,351.59
103.5/15/6895	60,000.00	145,339.78	381,608.11		1,080.18	2,772.30	47,000.00	22,696.02													660,496.39
103.5/15/6896	55,000.00	72,000.00	215,809.02		1,954.50		31,297.08	6,656.74													382,717.34
103.5/15/8323									261,576.00	368,208.00	13,827.00	86,000.00			4,847.00	7,807.00	383.00				722,648.00
103.5/15/8764						6,694.88	220,491.19	6,682.99													233,869.06
103.5/15/10534					421,555.04	1,106.21	62,607.92														485,269.17
103.5/15/11010					247,382.44	168,137.54	80,663.30														496,183.28
103.5/16/5838									261,576.00	108,000.00		34,800.00			3,900.99	6,220.00	2,045.12				416,542.11
103.5/16/7396						13,351.08	203,541.78	926.50													217,819.36
103.5/16/10200	28,000.00	72,000.00	138,752.94				28,737.99														267,490.93
103.5/16/10201		72,000.00	285,719.25			781.20	33,424.95														391,905.40
103.5/16/11425							6,960.00														6,960.00
511-6/17-5567					18,899.97																191,438.11
511-6/17-5568																				16,000.00	16,000.00
511-6/17-6014									261,576.00	235,584.00	0.00	30,750.00			1,356.00	9,855.32					539,121.32
511-6/17-7166		32,000.00			20,000.00															160,000.00	212,000.00
511-6/17-7271		299,114.16	881,189.02			24,038.89	110,563.50	2,282.50													1,317,188.07
511-6/17-7320																				16,157.50	16,157.50
511-6/17-7376					272,177.72																272,177.72
511-6/17-9126					12,931.53	28,252.95	248,585.96														289,770.44
511-6/17-11986									261,576.00	176,078.00	16,000.00										452,652.00
511-6/18-5800							82,858.11														82,858.11



INSTITUTO TECNOLÓGICO DE SONORA
PROGRAMA PARA EL DESARROLLO PROFESIONAL DOCENTE
Informe Financiero Acumulado
Con corte al: 31 de Marzo de 2023

RUBROS	Reconocimiento a la calidad del trabajo	Becas de fomento a la permanencia	Fomento a la generación y aplicación del conocimiento	Apoyo mensual complementario	Servicios	Materiales	Bienes muebles	Acervo Bibliográfico	Manutención	Cuota Compensatoria	Inscripción	Colegiatura	Seguro medico	Instalación	Transporte y viáticos	Material didáctico	Graduación o titulación	Servicios Educativos	Cuota de Graduación	Estancias Cortas	TOTAL		
511-6/18-6694									523,152.00	377,573.76	443.00	339,145.72			8,128.32	19,177.79	15,100.00				1,282,720.59		
511-6/18-7111									822,185.50	246,655.65	9,084.60	9,474.14	5,878.66		25,768.38	20,936.75					1,139,983.68		
511-6/18-7669					20,000.00															192,000.00	212,000.00		
511-6/18-8510						21,308.21	429,375.94	23,999.11													474,683.26		
511-6/18-8728		432,000.00	1,769,603.21			56,155.38	175,832.90	5,053.22													2,436,644.71		
511-6/18-8729	223,000.00	288,000.00	1,045,784.47			12,239.92	140,876.68	609.00													1,710,510.07		
511-6/18-9331					20,000.00																192,000.00	212,000.00	
511-6/2019-2802					81,410.57	118,999.92	23,058.22															223,468.71	
511-6/2019-8022	276,000.00	504,000.00	1,833,116.52			20,185.33	223,694.20															2,856,996.05	
511-6/2019-9634					20,000.00																192,000.00	212,000.00	
511-6/2019-11820					20,000.00																	192,000.00	212,000.00
511-6/2019-12286						19,733.56																203,265.94	222,999.50
511-6/2019-15016					20,000.00																	192,000.00	212,000.00
511-6/2019-15971					20,000.00																	192,000.00	212,000.00
511-6/2020-8120									152,586.00	326,397.39	52,120.00	84,265.79										615,369.18	
511-6/2020-8172		72,000.00	143,875.52			444.44	27,005.93															243,325.89	
511-6/2020-8594		72,000.00	253,158.19			996.00	28,431.69															354,585.88	
511-6/2020-9895					20,000.00																	192,000.00	212,000.00
TOTAL POR RUBRO	2,513,000.00	10,800,153.94	22,369,232.10	60,000.00	4,565,485.59	2,944,424.45	14,229,882.08	1,009,239.77	28,646,676.62	23,208,275.32	1,989,125.58	14,038,628.37	755,265.28	31,393.56	1,828,985.90	803,647.33	235,617.99	19,190.00	4,159.40	2,142,861.55	132,195,244.83		



 DR. JAIME GARATUZZA PAYÁN
 RESPONSABLE INSTITUCIONAL DEL PRODEP


 DR. JESÚS HÉCTOR HERNÁNDEZ LÓPEZ
 RECTOR



INSTITUTO TECNOLÓGICO DE SONORA
PROGRAMA PARA EL DESARROLLO PROFESIONAL DOCENTE
Informe Financiero Parcial
Con corte al: 31 de Marzo de 2023

RUBROS	Reconocimiento a la calidad del trabajo	Becas de fomento a la permanencia	Fomento a la generación y aplicación del conocimiento	Servicios	Materiales	Bienes muebles	Acervo Bibliográfico	Manutención	Cuota Compensatoria	Inscripción	Colegiatura	Seguro medico	Transporte y viáticos	Material didáctico	Graduación o titulación	Cuota de graduación	Estancias cortas de investigación	Total	
Anexos																			
511-6/2020-8120								29,064.00	39,563.32	4,350.00	19,835.00								92,812.32
																			#
Total por rubro	0.00	0.00	0.00	0.00	0.00	0.00	0.00	29,064.00	39,563.32	4,350.00	19,835.00	0.00	0.00	0.00	0.00	0.00	0.00	0.00	92,812.32


 DR. JAIME GARATUZA PAYÁN
 RESPONSABLE INSTITUCIONAL DEL PRODEP


 DR. JESÚS HÉCTOR HERNÁNDEZ LÓPEZ
 RECTOR



INSTITUTO TECNOLÓGICO DE SONORA
Educar para Trascender

INSTITUTO TECNOLÓGICO DE SONORA


REPORTE DEL FIDEICOMISO

RENDIMIENTOS Y RECURSOS EJERCIDOS SEGÚN EL ESTADO DEL FIDEICOMISO No. 27352-4 DEL BANCO BBVA BANCOMER S.A. CON CORTE AL 28 DE FEBRERO DE 2023

PRODEP

MES	ASIGNADO (1)	RENDIMIENTO BRUTO (2)	COSTO DEL FIDEICOMISO (3)	RENDIMIENTO NETO (4= 2 - 3)	PAGO A FIDEICOMISARIOS (5)	REINTEGROS (6)	EJERCICIO NETO (7 = 5 - 6)	TRASPASOS (8)	DEVOLUCIÓN A LA TESOFE (9)	SALDO POR EJERCER (10= 1+4-7+8-9)
ASIG. DIC. DE 1996	2,367,000.00	21,476.92		21,476.92	0.00		0.00			2,388,476.92
ENERO DE 1997		37,488.72		37,488.72			0.00			2,425,965.64
FEBRERO DE 1997		46,119.36		46,119.36			0.00			2,472,085.00
MARZO DE 1997		41,768.37	4,254.98	37,513.39			0.00			2,509,598.39
ABRIL DE 1997		68,560.55		68,560.55			0.00			2,578,158.94
MAYO DE 1997		43,897.79	2,300.00	41,597.79			0.00			2,619,756.73
JUNIO DE 1997		41,219.49		41,219.49			0.00			2,660,976.22
JULIO DE 1997		24,273.46		24,273.46			0.00			2,685,249.68
AGOSTO DE 1997		40,663.31	3,450.00	37,213.31			0.00			2,722,462.99
SEPTIEMBRE DE 1997		43,893.49		43,893.49			0.00			2,766,356.48
OCTUBRE DE 1997		52,555.69	2,300.00	50,255.69			0.00			2,816,612.17
NOVIEMBRE DE 1997		43,136.00		43,136.00	542,765.19		542,765.19			2,316,982.98
DICIEMBRE DE 1997		37,617.85	3,450.00	34,167.85	1,495.00		1,495.00			2,349,655.83
ENERO DE 1998		42,598.10		42,598.10	137,703.94		137,703.94			2,254,549.99
FEBRERO DE 1998		38,113.84		38,113.84	44,897.09		44,897.09			2,247,766.74
MARZO DE 1998		38,178.44		38,178.44	40,368.41		40,368.41			2,245,576.77
ABRIL DE 1998		34,914.12		34,914.12	22,709.71		22,709.71			2,257,781.18
MAYO DE 1998		34,446.71		34,446.71			0.00			2,292,227.89
JUNIO DE 1998		58,977.17		58,977.17	1,110.76		1,110.76			2,350,094.30
JULIO DE 1998		39,392.59		39,392.59			0.00			2,389,486.89
AGOSTO DE 1998		39,395.28		39,395.28			0.00			2,428,882.17
SEPTIEMBRE DE 1998		58,317.59		58,317.59			0.00			2,487,199.76
OCTUBRE DE 1998		75,970.43		75,970.43	36,831.51		36,831.51			2,526,338.68
NOVIEMBRE DE 1998		58,877.99		58,877.99	1,032,156.51		1,032,156.51			1,553,060.16
DICIEMBRE DE 1998		42,972.01		42,972.01	92,289.32		92,289.32			1,503,742.85
ENERO DE 1999		55,276.31	13,800.00	41,476.31			0.00			1,545,219.16
FEBRERO DE 1999		89,377.70	1,150.00	88,227.70	3,001.74		3,001.74			1,630,445.12
Asig. 97	2,428,000.00			0.00			0.00			4,058,445.12
Asig. 98	1,700,000.00			0.00			0.00			5,758,445.12
Asig. 98	6,382,000.00	1,521,246.51	14,952.99	1,506,293.52			0.00			13,646,738.64
Asig. 98	1,587,000.00			0.00			0.00			15,233,738.64
MARZO DE 1999		386,573.12	1,150.00	385,423.12	292,693.82		292,693.82			15,326,467.94
Asignado Increm PROMEP	777,000.00			0.00			0.00			16,103,467.94
ABRIL DE 1999		156,319.05	1,150.00	155,169.05	598,381.40		598,381.40			15,660,255.59
MAYO DE 1999		270,610.94	1,150.00	269,460.94	485,659.74		485,659.74			15,444,056.79
JUNIO DE 1999		426,647.04	1,150.00	425,497.04	388,144.99	-1,587,000.00	1,975,144.99			13,894,408.84
JULIO DE 1999		224,974.89	1,150.00	223,824.89	733,904.84		733,904.84			13,384,328.89
AGOSTO DE 1999	1,587,000.00	211,717.44	1,150.00	210,567.44	12,315.65		12,315.65			15,169,580.68
Asig. 99	3,800,000.00			0.00			0.00			18,769,580.68
SEPTIEMBRE DE 1999		282,891.44	1,150.00	281,741.44	6,643.14		6,643.14			19,044,678.98
OCTUBRE DE 1999		297,636.12	1,150.00	296,486.12	701,452.00		701,452.00			18,639,713.10
NOVIEMBRE DE 1999		265,758.34	1,150.00	264,608.34	158,691.50		158,691.50			18,745,629.94
DICIEMBRE DE 1999		245,962.96	1,150.00	244,812.96	137,816.92		137,816.92			18,852,625.98
ENERO DE 2000		245,763.20	1,150.00	244,613.20	52,935.59		52,935.59			19,044,303.59
FEBRERO DE 2000		416,225.06	1,150.00	415,075.06			0.00			19,459,378.65
MARZO DE 2000		253,967.76	1,150.00	252,817.76	144,130.32		144,130.32			19,568,066.09
ABRIL DE 2000		267,282.90	1,150.00	266,132.90	801.60		801.60			19,833,397.39


MAYO DE 2000		207,460.25	1,150.00	206,310.25	1,088,416.81		1,088,416.81		18,951,290.83
JUNIO DE 2000		238,041.37	1,178.75	236,862.62	249,049.06		249,049.06		18,939,104.39
JULIO DE 2000		242,112.45	1,178.75	240,933.70	322,885.05		322,885.05		18,857,153.04
AGOSTO DE 2000		233,278.39	1,178.75	232,099.64	1,033,234.45		1,033,234.45		18,056,018.23
Nvas Plazas	559,007.00			0.00			0.00		18,615,025.23
SEPTIEMBRE DE 2000		227,854.04	1,178.75	226,675.29	305,953.00		305,953.00		18,535,747.52
OCTUBRE DE 2000		229,914.84	1,178.75	228,736.09	31,110.92		31,110.92		18,733,372.69
NOVIEMBRE DE 2000		229,516.96	1,178.75	228,338.21	376,745.66		376,745.66		18,584,965.24
DICIEMBRE DE 2000		246,403.55	1,178.75	245,224.80	80,357.47		80,357.47		18,749,832.57
ENERO DE 2001		486,166.04	1,178.75	484,987.29				0.00	19,234,819.86
FEBRERO DE 2001		255,080.08	1,178.75	253,901.33	1,073.18		1,073.18		19,487,648.01
MARZO DE 2001		279,101.72	1,178.75	277,922.97				0.00	19,765,570.98
ABRIL DE 2001		254,071.07	1,178.75	252,892.32	44,301.65		44,301.65		19,974,161.65
MAYO DE 2001		234,881.62	1,178.75	233,702.87	203,527.74		203,527.74		20,004,336.78
JUNIO DE 2001		186,102.21	1,178.75	184,923.46				0.00	20,189,260.24
JULIO DE 2001		162,782.25	1,181.68	161,600.57				0.00	20,350,860.81
AGOSTO DE 2001		152,333.14	1,150.00	151,183.14	873,952.23		873,952.23		19,628,091.72
SEPTIEMBRE DE 2001		176,330.50	1,178.75	175,151.75	30,932.87		30,932.87		19,772,310.60
Asignado 2001	2,185,582.00			0.00			0.00		21,957,892.60
OCTUBRE DE 2001		172,951.61	1,178.75	171,772.86				0.00	22,129,665.46
NOVIEMBRE DE 2001		138,569.54	1,178.75	137,410.79	45,699.69		45,699.69		22,221,376.56
DICIEMBRE DE 2001		144,287.81	1,178.75	143,109.06				0.00	22,364,485.62
ENERO DE 2002		141,560.58	1,189.04	140,371.54	26,048.22		26,048.22		22,478,808.94
FEBRERO DE 2002		134,234.12	1,178.75	133,055.37	75,653.51		75,653.51		22,536,210.80
MARZO DE 2002		161,105.19	1,178.75	159,926.44				0.00	22,696,137.24
ABRIL DE 2002		129,708.73	1,178.75	128,529.98	15,868.19		15,868.19		22,808,799.03
MAYO DE 2002		122,851.40	1,178.75	121,672.65				0.00	22,930,471.68
JUNIO DE 2002		135,473.08	1,178.75	134,294.33	23,936.01		23,936.01		23,040,830.00
JULIO DE 2002		150,927.04	1,178.75	149,748.29				0.00	23,190,578.29
AGOSTO DE 2002		141,718.45	1,178.75	140,539.70	16,157.59		16,157.59		23,314,960.40
SEPTIEMBRE DE 2002		130,680.60	1,178.75	129,501.85	1,161,076.74		1,161,076.74		22,283,385.51
OCTUBRE DE 2002		154,845.80	1,178.75	153,667.05	797,994.72		797,994.72		21,639,057.84
NOVIEMBRE DE 2002		137,127.64	2,328.75	134,798.89	259,223.33		259,223.33		21,514,633.40
DICIEMBRE DE 2002		132,753.20	1,678.75	131,074.45	64,950.74		64,950.74		21,580,757.11
ENERO DE 2003		157,427.31	1,178.75	156,248.56	859,308.33		859,308.33		20,877,697.34
ASIGNADO 02	2,000,000.00			0.00			0.00		22,877,697.34
FEBRERO DE 2003		154,510.20	1,178.75	153,331.45	214,538.40		214,538.40		22,816,490.39
MARZO DE 2003		173,625.60	28.75	173,596.85	122,542.69		122,542.69		22,867,544.55
ABRIL DE 2003		155,876.21	2,328.75	153,547.46	565,267.06		565,267.06		22,455,824.95
MAYO DE 2003		117,858.46	1,178.75	116,679.71	286,830.03		286,830.03		22,285,474.63
JUNIO DE 2003		98,660.01	28.75	98,631.26				0.00	22,384,105.89
JULIO DE 2003		100,401.57	2,538.01	97,863.56	388,709.86		388,709.86		22,093,259.59
AGOSTO DE 2003		86,862.77	1,053.77	85,809.00	341,413.21		341,413.21		21,837,655.38
SEPTIEMBRE DE 2003		84,097.92	2,328.75	81,769.17	234,551.50		234,551.50		21,684,873.05
OCTUBRE DE 2003		83,967.46	1,178.75	82,808.71	559,413.29		559,413.29		21,208,268.47
ASIGNADO 03	140,685.85			0.00			0.00		21,348,954.12
NOVIEMBRE DE 2003		78,389.91	1,178.75	77,211.16	104,627.88		104,627.88		21,321,537.40
DICIEMBRE DE 2003		104,434.24	1,178.75	103,255.49	121,798.25		121,798.25		21,302,994.64
ENERO 2004		101,220.65	1,178.75	100,041.90	523,875.62		523,875.62		20,879,160.92
FEBRERO 2004		76,790.43	28.75	76,761.68	834,333.94		834,333.94		20,121,588.66
MARZO DE 2004		101,218.11	1,178.75	100,039.36	902,428.54		902,428.54		19,319,199.48
ABRIL DE 2004		76,879.05	28.75	76,850.30	653,930.88		653,930.88		18,742,118.90
MAYO DE 2004		71,427.96	1,178.75	70,249.21	451,768.09		451,768.09		18,360,600.02
JUNIO DE 2004		85,009.75	1,178.75	83,831.00	377,219.82		377,219.82		18,067,211.20
JULIO DE 2004		105,531.48	28.75	105,502.73	51,938.46		51,938.46		18,120,775.47
ASIGNADO 04	6,098,683.76			0.00			0.00		24,219,459.23
AGOSTO 2004		118,289.69	28.75	118,260.94	390,821.37		390,821.37		23,946,898.80
SEPTIEMBRE 2004		137,871.25	28.75	137,842.50	403,730.54	-10,055.27	413,785.81		23,670,955.49
OCTUBRE 2004		134,382.32	4,183.73	130,198.59	1,954,932.43		1,954,932.43		21,846,221.65
NOVIEMBRE 2004		134,639.30	1,424.62	133,214.68	392,850.69		392,850.69		21,586,585.64
DICIEMBRE 2004		35,621.30	28.75	35,592.55	198,921.23		198,921.23		21,423,256.96
ENERO 2005		136,808.55	0.00	136,808.55	663,911.87		663,911.87		20,896,153.64



FEBRERO 2005		141,726.30	0.00	141,726.30	795,418.88		795,418.88		20,242,461.06
MARZO 2005		276,058.03	0.00	276,058.03	610,316.14		610,316.14		19,908,202.95
ABRIL 2005		137,131.27	0.00	137,131.27	1,351,656.06		1,351,656.06		18,693,678.16
MAYO 2005	988,452.50	138,115.56	0.00	138,115.56	542,721.73	38,000.00	504,721.73		19,315,524.49
JUNIO 2005		144,414.34	0.00	144,414.34	420,061.49		420,061.49		19,039,877.34
JULIO 2005		136,889.14	0.00	136,889.14	392,852.78		392,852.78		18,783,913.70
AGOSTO 2005		81,237.81	0.00	81,237.81	789,918.89		789,918.89		18,075,232.62
SEPTIEMBRE 2005		143,523.20	0.00	143,523.20	575,436.66		575,436.66		17,643,319.16
OCTUBRE 2005		160,169.78	0.00	160,169.78	474,590.68		474,590.68		17,328,898.26
NOVIEMBRE 2005		145,448.18	0.00	145,448.18	971,881.25		971,881.25		16,502,465.19
DICIEMBRE 2005		111,553.06	0.00	111,553.06	277,033.29		277,033.29		16,336,984.96
ENERO 2006		106,603.22	0.00	106,603.22	1,054,757.26		1,054,757.26		15,388,830.92
FEBRERO 2006		97,425.98	0.00	97,425.98	412,983.92		412,983.92		15,073,272.98
MARZO 2006		91,041.95	0.00	91,041.95	915,921.04		915,921.04		14,248,393.89
ABRIL 2006		86,139.14	19,550.00	66,589.14	311,166.91		311,166.91		14,003,816.12
MAYO 2006		145,011.87	0.00	145,011.87	510,076.83		510,076.83		13,638,751.16
JUNIO 2006		58,112.03	0.00	58,112.03	756,425.50		756,425.50		12,940,437.69
JULIO 2006		52,777.25	0.00	52,777.25	331,544.92		331,544.92		12,661,670.02
AGOSTO 2006	6,620,618.42	107,465.15	0.00	107,465.15	219,491.40		219,491.40		19,170,262.19
SEPTIEMBRE 2006	523,351.27	97,098.84	0.00	97,098.84	234,609.18		234,609.18		19,556,103.12
OCTUBRE 2006		103,328.53	0.00	103,328.53	1,602,138.17		1,602,138.17		18,057,293.48
NOVIEMBRE 2006		114,363.77	6,900.00	107,463.77	206,779.60		206,779.60		17,957,977.65
DICIEMBRE 2006		94,106.05	2,300.00	91,806.05	405,156.80	-1,688,145.15	2,093,301.95		15,956,481.75
ENERO 2007		132,119.09	2,300.00	129,819.09	735,583.87		735,583.87		15,350,716.97
FEBRERO 2007		51,954.77	0.00	51,954.77	564,415.38		564,415.38		14,838,256.36
MARZO 2007		115,653.51	1,150.00	114,503.51	386,459.13		386,459.13		14,566,300.74
ABRIL 2007		61,011.78	1,150.00	59,861.78	518,740.51		518,740.51		14,107,422.21
MAYO 2007		86,034.77	1,150.00	84,884.77	1,168,902.76		1,168,902.76		13,023,404.02
JUNIO 2007		90,886.55	1,150.00	89,736.55	587,700.45		587,700.45		12,525,440.12
JULIO 2007		87,229.21	1,150.00	86,079.21	174,533.00		174,533.00		12,436,986.33
AGOSTO 2007	908,233.00	72,874.53	1,150.00	71,724.53	371,322.05		371,322.05		13,045,621.81
SEPTIEMBRE 2007		58,580.59	1,150.00	57,430.59	155,972.03		155,972.03		12,947,080.37
OCTUBRE 2007		110,799.44	1,150.00	109,649.44	137,798.10		137,798.10		12,918,931.71
NOVIEMBRE 2007		81,568.05	1,150.00	80,418.05	397,441.27		397,441.27		12,601,908.49
DICIEMBRE 2007		78,016.49	1,150.00	76,866.49	404,054.40		404,054.40		12,274,720.58
ENERO 2008	4,954,678.01	92,064.85	1,150.00	90,914.85	1,080,691.59		1,080,691.59		16,239,621.85
FEBRERO 2008		95,191.43	1,150.00	94,041.43	667,337.56		667,337.56		15,666,325.72
MARZO 2008		99,225.35	1,150.00	98,075.35	492,516.88	14,000.00	478,516.88		15,285,884.19
ABRIL 2008		16,623.12	1,150.00	15,473.12	757,309.54		757,309.54		14,544,247.77
MAYO 2008		167,934.17	1,150.00	166,784.17	422,903.66		422,903.66		14,288,128.28
JUNIO 2008		88,483.09	1,150.00	87,333.09	202,709.89		202,709.89		14,172,751.48
JULIO 2008		93,460.08	1,150.00	92,310.08	228,948.90		228,948.90		14,036,112.66
AGOSTO 2008		96,274.30	1,150.00	95,124.30	194,758.92		194,758.92		13,936,478.04
SEPTIEMBRE 2008	3,196,091.00	106,760.90	1,150.00	105,610.90	337,542.81	270.00	337,272.81		16,900,907.13
OCTUBRE 2008		111,057.31	1,150.00	109,907.31	935,771.05		935,771.05		16,075,043.39
NOVIEMBRE 2008		102,617.12	1,552.50	101,064.62	462,284.31		462,284.31		15,713,823.70
DICIEMBRE 2008		108,899.65	2,300.00	104,599.65	598,276.92		598,276.92		15,220,146.43
ENERO 2009		103,928.08	1,150.00	102,778.08	320,116.63	30,000.00	290,116.63		15,032,807.68
FEBRERO 2009		87,820.53		87,820.53	360,639.85		360,639.85		14,759,988.36
MARZO 2009		91,286.50	1,150.00	90,136.50	580,654.55		580,654.55		14,269,470.31
ABRIL 2009		75,288.03	1,150.00	74,138.03	386,831.32		386,831.32		13,956,777.02
MAYO 2009		66,523.63	1,150.00	65,373.63	440,809.07		440,809.07		13,581,341.58
JUNIO 2009	1,787,458.00	63,265.47	2,392.00	60,873.47	281,356.33		281,356.33		15,148,316.72
JULIO 2009		58,481.01		58,481.01	503,567.50		503,567.50		14,703,230.23
AGOSTO 2009		55,256.97	2,300.00	52,956.97	162,284.54		162,284.54		14,593,902.66
SEPTIEMBRE 2009		53,656.68	1,150.00	52,506.68	244,548.79		244,548.79		14,401,860.55
OCTUBRE 2009	5,074,855.00	73,951.77	1,150.00	72,801.77	588,417.88		588,417.88		18,961,099.44
NOVIEMBRE 2009		71,256.67	1,150.00	70,106.67	356,403.08		356,403.08		18,674,803.03
DICIEMBRE 2009	5,058,181.00	100,146.26		100,146.26	372,869.10		372,869.10		23,460,261.19
ENERO 2010		90,443.68	1,150.00	89,293.68	1,444,399.37		1,444,399.37		22,105,155.50
FEBRERO 2010		77,442.60	1,160.00	76,282.60	1,329,715.45	66,000.00	1,263,715.45		20,917,722.65
MARZO 2010		80,394.94	2,320.00	78,074.94	1,132,124.72		1,132,124.72		19,863,672.87

ABRIL 2010		74,110.21		74,110.21	1,347,931.23	684,491.94	663,439.29		19,274,343.79
MAYO 2010		75,114.52	2,320.00	72,794.52	725,424.82		725,424.82		18,621,713.49
JUNIO 2010		68,683.36		67,523.36	788,267.47		788,267.47		17,900,969.38
JULIO 2010		69,891.41	1,160.00	68,731.41	368,285.18		368,285.18		17,601,415.61
AGOSTO 2010		68,643.35		68,643.35	747,471.82		747,471.82		16,922,587.14
SEPTIEMBRE 2010		61,305.42	1,160.00	60,145.42	1,280,092.72	66,000.00	1,214,092.72		15,768,639.84
OCTUBRE 2010		56,249.06		56,249.06	525,122.31		525,122.31		15,299,766.59
NOVIEMBRE 2010		26,211.77	2,358.14	23,853.63	765,553.18		765,553.18		14,558,067.04
DICIEMBRE 2010		68,022.84	2,320.00	65,702.84	549,287.46	-4,954,678.01	5,503,965.47		9,119,804.21
ENERO 2011	2,536,294.00	54,588.13	0.00	54,588.13	480,950.21		480,950.21		11,229,736.13
FEBRERO 2011		38,074.71	1,160.00	36,914.71	845,946.51	0.00	845,946.51		10,420,704.33
MARZO 2011		40,222.26	1,160.00	39,062.26		0.00	0.00		10,459,766.59
ABRIL 2011		34,822.71	1,160.00	33,662.71	1,334,235.84	0.00	1,334,235.84		9,159,193.46
MAYO 2011		35,177.00	1,160.00	34,017.00	342,899.67	0.00	342,899.67		8,850,310.79
JUNIO 2011	4,280,084.00	40,593.27	1,160.00	39,433.27	1,185,075.20	66,000.00	1,099,075.20		12,070,752.86
JULIO 2011		45,469.48	1,160.00	44,309.48	299,813.41		299,813.41		11,815,248.93
AGOSTO 2011	539,477.00	44,568.51	1,160.00	43,408.51	453,256.39	539,507.12	-88,250.73		12,484,385.17
SEPTIEMBRE 2011		44,399.60	1,160.00	43,239.60	425,497.54		425,497.54		12,102,127.23
OCTUBRE 2011		44,418.70	1,160.00	43,258.70	1,232,382.80	1,387,332.49	-154,949.69		12,300,335.62
NOVIEMBRE 2011		43,998.70	2,320.00	41,678.70	550,697.75		550,697.75		11,791,316.57
DICIEMBRE 2011		43,514.54		43,514.54	725,114.01		725,114.01		11,109,717.10
ENERO 2012		40,395.27	2,320.00	38,075.27	902,110.83		902,110.83		10,245,681.54
FEBRERO 2012		35,939.03		35,939.03	589,709.25		589,709.25		9,691,911.32
MARZO 2012		33,306.79	2,320.00	30,986.79	1,044,211.33	30,000.00	1,014,211.33		8,708,686.78
ABRIL 2012		33,314.06	1,160.00	32,154.06	0.00	0.00	0.00		8,740,840.84
MAYO 2012		33,657.78	1,160.00	32,497.78			0.00		8,773,338.62
JUNIO 2012		29,912.99	1,160.00	28,752.99	1,485,462.35		1,485,462.35		7,316,629.26
JULIO 2012		28,772.29		28,772.29			0.00		7,345,401.55
AGOSTO 2012		28,307.11	2,320.00	25,987.11			0.00		7,371,388.66
SEPTIEMBRE 2012		23,140.27	1,160.00	21,980.27	1,305,513.10		1,305,513.10		6,087,855.83
OCTUBRE 2012		24,051.48	1,160.00	22,891.48	637,128.22	22,132.49	614,993.73		5,495,753.58
NOVIEMBRE 2012		19,740.05	1,160.00	18,580.05	290,105.92		290,105.92		5,224,227.71
DICIEMBRE 2012	4,216,468.00	42,664.53	1,160.00	41,504.53	656,421.94		656,421.94		8,825,778.30
ENERO 2013		33,030.81		33,030.81	503,945.53		503,945.53		8,354,863.58
FEBRERO 2013		28,369.60	1,160.00	27,209.60	292,468.49		292,468.49		8,089,604.69
MARZO 2013		22,646.46	1,160.00	21,486.46	502,292.50		502,292.50		7,608,798.67
ABRIL 2013		27,598.85	1,160.00	26,438.85	411,774.65		411,774.65		7,223,462.67
MAYO 2013		23,799.07	2,320.00	21,479.07	408,907.81		408,907.81		6,836,033.93
JUNIO 2013		19,570.34	1,160.00	18,410.34	239,736.46		239,736.46		6,614,707.81
JULIO 2013		22,167.25	1,160.00	21,007.25	211,544.56		211,544.56		6,424,170.50
AGOSTO 2013	3,001,750.00	25,408.07		25,408.07	127,806.79		127,806.79		9,323,521.78
SEPTIEMBRE 2013		28,017.79	2,320.00	25,697.79	609,538.09		609,538.09		8,739,681.48
OCTUBRE 2013	3,663,124.94	25,045.16	1,160.00	23,885.16	613,920.24		613,920.24		11,832,771.34
NOVIEMBRE 2013		31,074.54		31,074.54	315,046.53		315,046.53		11,548,799.35
DICIEMBRE 2013		33,683.51	2,320.00	31,363.51	341,398.06		341,398.06		11,238,764.80
ENERO 2014	2,842,756.78	31,319.03	1,160.00	30,159.03	477,009.31		477,009.31		13,634,671.30
FEBRERO 2014		33,684.71	1,160.00	32,524.71	748,418.06		748,418.06		12,918,777.95
MARZO 2014		36,032.66	1,160.00	34,872.66	261,014.99		261,014.99		12,692,635.62
ABRIL 2014		33,698.30	1,160.00	32,538.30	874,175.20		874,175.20		11,850,998.72
MAYO 2014	533,667.24	31,700.50	1,160.00	30,540.50	695,079.67		695,079.67		11,720,126.79
JUNIO 2014		28,716.70	1,160.00	27,556.70	263,779.53		263,779.53		11,483,903.96
JULIO 2014		26,599.96	1,160.00	25,439.96	373,640.91		373,640.91		11,135,703.01
AGOSTO 2014		19,184.46	1,160.00	18,024.46	343,219.12		343,219.12		10,810,508.35
SEPTIEMBRE 2014		25,870.11	1,160.00	24,710.11	902,773.46		902,773.46		9,932,445.00
OCTUBRE 2014		15,819.16	1,160.00	14,659.16	1,072,802.75		1,072,802.75		8,874,301.41
NOVIEMBRE 2014	7,207,664.56	1,058.49	1,160.00	-101.51	489,525.31		489,525.31		15,592,339.15
DICIEMBRE 2014		1,840.50	1,160.00	680.50	422,507.05		422,507.05		15,170,512.60
ENERO 2015	2,972,265.06	3,471.60	1,160.00	2,311.60	922,852.87		922,852.87		17,222,236.39
FEBRERO 2015		156,131.22	1,160.00	154,971.22	709,403.73		709,403.73		16,667,803.88
MARZO 2015		34,521.95	-4,640.00	39,161.95	778,950.00		778,950.00		15,928,015.83
ABRIL 2015		40,792.69	1,160.00	39,632.69	367,623.61		367,623.61		15,600,024.91
MAYO 2015		35,029.78	1,160.00	33,869.78	587,155.23		587,155.23		15,046,739.46

JUNIO 2015		35,547.98	0.00	35,547.98	767,868.86		767,868.86		14,314,418.58
JULIO 2015		33,455.45	0.00	33,455.45	206,418.82		206,418.82		14,141,455.21
AGOSTO 2015	8,130,043.00	40,489.52	0.00	40,489.52	1,632,058.10		1,632,058.10		20,679,929.63
SEPTIEMBRE 2015		52,804.56	0.00	52,804.56	961,761.19		961,761.19		19,770,973.00
OCTUBRE 2015	3,283,871.00	53,176.47	0.00	53,176.47	788,288.23		788,288.23		22,319,732.24
NOVIEMBRE 2015		55,172.97	0.00	55,172.97	932,550.16		932,550.16		21,442,355.05
DICIEMBRE 2015		42,775.90	0.00	42,775.90	780,582.22		780,582.22		20,704,548.73
ENERO 2016		53,696.58	0.00	53,696.58	1,015,165.91		1,015,165.91		19,743,079.40
FEBRERO 2016		23,184.70	0.00	23,184.70	1,042,472.66		1,042,472.66		18,723,791.44
MARZO 2016		64,937.46	0.00	64,937.46	1,035,204.16		1,035,204.16		17,753,524.74
ABRIL 2016		60,580.91	0.00	60,580.91	121,858.96		121,858.96		17,692,246.69
MAYO 2016	474,068.78	38,021.63	0.00	38,021.63	1,129,973.07		1,129,973.07		17,074,364.03
JUNIO 2016		50,513.20	0.00	50,513.20	684,014.29		684,014.29		16,440,862.94
JULIO 2016		37,609.17	0.00	37,609.17	574,770.93		574,770.93		15,903,701.18
AGOSTO 2016		61,312.24	0.00	61,312.24	422,657.61		422,657.61		15,542,355.81
SEPTIEMBRE 2016		48,668.76	0.00	48,668.76	892,587.13		892,587.13		14,698,437.44
OCTUBRE 2016		56,293.36	0.00	56,293.36	634,119.79	279,432.00	354,687.79	100.00	14,400,143.01
NOVIEMBRE 2016		-533.11	0.00	-533.11	1,081,527.13		1,081,527.13		13,318,082.77
DICIEMBRE 2016		73,935.94	0.00	73,935.94	294,691.46		294,691.46		13,097,327.25
ENERO 2017		60,431.51	0.00	60,431.51	927,460.61		927,460.61		12,230,298.15
FEBRERO 2017		56,334.58	0.00	56,334.58	385,806.76	235,839.11	149,967.65	22.20	12,136,687.28
MARZO 2017		65,838.28	0.00	65,838.28	473,703.28		473,703.28		11,728,822.28
ABRIL 2017		64,368.44	0.00	64,368.44	550,795.42		550,795.42		11,242,395.30
MAYO 2017		53,369.03	0.00	53,369.03	626,308.65		626,308.65		10,669,455.68
JUNIO 2017		65,539.22	0.00	65,539.22	447,127.67		447,127.67		10,287,867.23
JULIO 2017		53,418.70	0.00	53,418.70	331,065.83		331,065.83		10,010,220.10
AGOSTO 2017		56,726.80	0.00	56,726.80	474,460.50		474,460.50		9,592,486.40
SEPTIEMBRE 2017	922,409.00	55,553.08	0.00	55,553.08	325,865.00		325,865.00		10,244,583.48
OCTUBRE 2017		55,511.80	0.00	55,511.80	597,810.26	14,869.43	582,940.83		9,717,154.45
NOVIEMBRE 2017	500,000.00	51,325.66	0.00	51,325.66	703,970.04		703,970.04	1.81	9,564,511.88
DICIEMBRE 2017		59,147.80	0.00	59,147.80	316,857.45		316,857.45		9,306,802.03
ENERO 2018		52,863.56	0.00	52,863.56	346,353.80		346,353.80		9,013,311.79
FEBRERO 2018		48,221.70	0.00	48,221.70	416,807.23		416,807.23		8,644,726.26
MARZO 2018		53,121.90	0.00	53,121.90	506,642.73		506,642.73		8,191,205.43
ABRIL 2018		47,557.25	0.00	47,557.25	386,752.93		386,752.93		7,852,009.75
MAYO 2018		44,386.74	0.00	44,386.74	784,082.60		784,082.60		7,112,313.89
JUNIO 2018		43,681.62	0.00	43,681.62	165,287.90		165,287.90		6,990,707.61
JULIO 2018		42,235.36	0.00	42,235.36	201,128.17		201,128.17		6,831,814.80
AGOSTO 2018		45,686.48	0.00	45,686.48	195,640.05		195,640.05		6,681,861.23
SEPTIEMBRE 2018	8,049,787.00	77,798.76	0.00	77,798.76	480,844.54		480,844.54		14,328,602.45
OCTUBRE 2018		91,133.90	0.00	91,133.90	1,064,441.19		1,064,441.19		13,355,295.16
NOVIEMBRE 2018		86,589.92	0.00	86,589.92	295,045.83	449,489.80	-154,443.97		13,596,329.05
DICIEMBRE 2018		89,888.48	0.00	89,888.48	825,833.22		825,833.22		12,860,384.31
ENERO 2019		88,599.22	0.00	88,599.22	31,714.64		31,714.64		12,917,268.89
FEBRERO 2019		79,006.32	0.00	79,006.32	755,460.34		755,460.34		12,240,814.87
MARZO 2019		80,523.51	0.00	80,523.51	939,142.11		939,142.11		11,382,196.27
ABRIL 2019		73,876.02	0.00	73,876.02	450,383.72		450,383.72		11,005,688.57
MAYO 2019		74,266.25	0.00	74,266.25	678,937.81		678,937.81		10,401,017.01
JUNIO 2019		68,052.27	0.00	68,052.27	470,057.67		470,057.67		9,999,011.61
JULIO 2019		67,361.48	0.00	67,361.48	448,549.57		448,549.57		9,617,823.52
AGOSTO 2019		65,240.97	0.00	65,240.97	238,979.23		238,979.23		9,444,085.26
SEPTIEMBRE 2019		60,187.91	0.00	60,187.91	641,476.80	318.21	641,158.59		8,863,114.58
OCTUBRE 2019		55,633.98	0.00	55,633.98	613,075.84		613,075.84		8,305,672.72
NOVIEMBRE 2019		51,273.24	0.00	51,273.24	411,105.22		411,105.22		7,945,840.74
DICIEMBRE 2019		47,971.43	0.00	47,971.43	464,659.10	22,793.65	441,865.45		7,551,946.72
ENERO 2020		45,043.12	0.00	45,043.12	252,325.62		252,325.62		7,344,664.22
FEBRERO 2020		39,894.51	0.00	39,894.51	345,334.68		345,334.68		7,039,224.05
MARZO 2020		39,262.97	0.00	39,262.97	435,039.08		435,039.08		6,643,447.94
ABRIL 2020		33,957.59	0.00	33,957.59	0.00		0.00		6,677,405.53
MAYO 2020		31,154.91	0.00	31,154.91	753,305.03		753,305.03		5,955,255.41



JUNIO 2020		25,040.28	0.00	25,040.28	359,057.89		359,057.89		5,621,237.80
JULIO 2020		21,614.25	0.00	21,614.25	580,298.65		580,298.65		5,062,553.40
AGOSTO 2020		19,396.35	0.00	19,396.35	241,658.08		241,658.08		4,840,291.67
SEPTIEMBRE 2020		18,663.63	0.00	18,663.63	180,363.91		180,363.91		4,676,591.39
OCTUBRE 2020		15,769.63	0.00	15,769.63	134,928.43		134,928.43		4,557,432.59
NOVIEMBRE 2020		14,966.82	0.00	14,966.82	133,267.60		133,267.60		4,439,131.81
DICIEMBRE 2020		14,612.57	0.00	14,612.57	391,706.41		391,706.41		4,062,037.97
ENERO 2021		13,961.87	0.00	13,961.87	156,476.80		156,476.80		3,919,523.04
FEBRERO 2021		11,613.22	0.00	11,613.22	83,902.39		83,902.39		3,847,233.87
MARZO 2021		12,297.13	0.00	12,297.13	128,839.36		128,839.36		3,730,691.64
ABRIL 2021		11,697.42	0.00	11,697.42	81,982.61		81,982.61		3,660,406.45
MAYO 2021		11,870.10	0.00	11,870.10	118,329.81		118,329.81		3,553,946.74
JUNIO 2021		10,633.16	0.00	10,633.16	301,338.93		301,338.93		3,263,242.97
JULIO 2021		10,729.90	0.00	10,729.90	237,727.14	15,605.55	222,121.59		3,051,851.28
AGOSTO 2021		10,893.15	0.00	10,693.15	123,892.24		123,892.24		2,938,652.19
SEPTIEMBRE 2021		10,145.94	0.00	10,145.94	119,440.33	457.43	118,982.90		2,829,815.23
OCTUBRE 2021		10,844.63	0.00	10,844.63	103,520.37	6,097.87	97,422.50		2,743,237.36
NOVIEMBRE 2021		10,653.45	0.00	10,653.45	65,597.57	0.00	65,597.57		2,688,293.24
DICIEMBRE 2021		11,176.54	0.00	11,176.54	101,831.54	72.00	101,759.54		2,597,710.24
ENERO 2022		11,583.21	0.00	11,583.21	41,341.83	0.00	41,341.83	3,121.25	2,564,830.37
FEBRERO 2022		10,285.06	0.00	10,285.06	17,156.83	0.00	17,156.83	383,767.31	2,174,171.29
MARZO 2022		10,264.63	0.00	10,264.63	17,156.83	0.00	17,156.83	150,778.00	2,016,501.09
ABRIL 2022		10,329.13	0.00	10,329.13	17,156.83	0.00	17,156.83		2,009,673.39
MAYO 2022		11,077.60	0.00	11,077.60	17,156.83	0.00	17,156.83		2,003,594.16
JUNIO 2022		11,166.89	0.00	11,166.89	17,156.83	0.00	17,156.83		1,997,604.22
JULIO 2022		12,625.33	0.00	12,625.33	17,156.83	0.00	17,156.83		1,993,072.72
AGOSTO 2022		13,408.63	0.00	13,408.63	41,341.83	0.00	41,341.83		1,965,139.52
SEPTIEMBRE 2022		12,849.46	0.00	12,849.46	21,456.83	0.00	21,456.83	72,329.00	1,884,203.15
OCTUBRE 2022		14,411.92	0.00	14,411.92	17,156.83	0.00	17,156.83		1,881,458.24
NOVIEMBRE 2022		14,693.81	0.00	14,693.81	17,156.83	0.00	17,156.83		1,878,995.22
DICIEMBRE 2022		16,000.19	0.00	16,000.19	21,456.83	0.00	21,456.83	4,489.00	1,869,049.58
ENERO 2023		16,322.15	0.00	16,322.15	17,156.83	0.00	17,156.83		1,868,214.90
FEBRERO 2023		15,066.37	0.00	15,066.37	41,341.83	0.00	41,341.83		1,841,939.44
TOTAL		\$ 27,802,614.51	\$ 268,391.46	\$ 27,534,223.05	\$ 134,524,360.69	\$ (4,251,169.34)	\$ 138,775,530.03	\$ 124.01	\$ 614,484.56

DR. JESÚS HÉCTOR HERNÁNDEZ LÓPEZ

RECTOR

DR. JAIME GARATUZA PAYÁN

RESPONSABLE INSTITUCIONAL DEL PRODEP